

SIDE 1: LOOKING: Describing the exhibition

Your name: _____
Class: _____

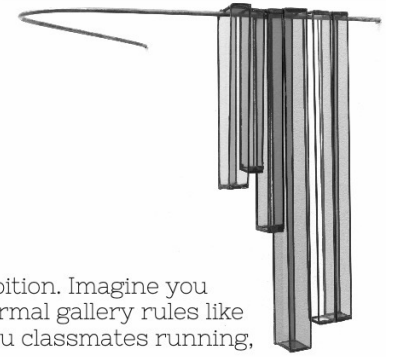


Look at the sculptures in the video and list some of the things that you notice about them below:

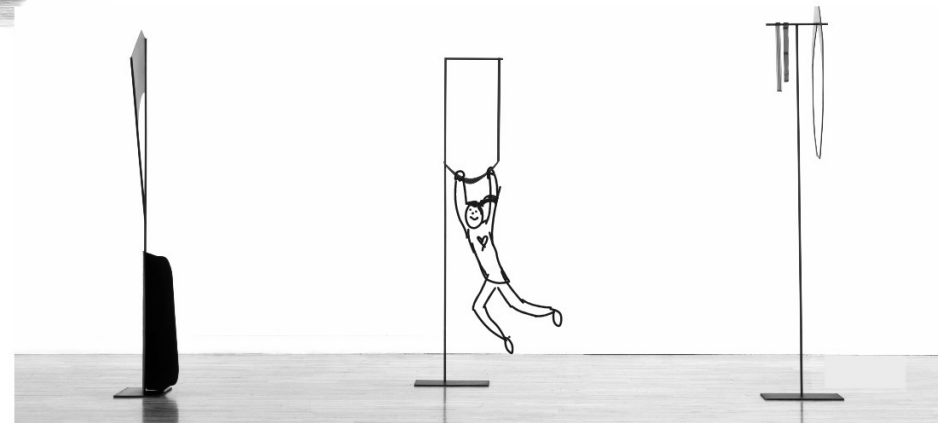

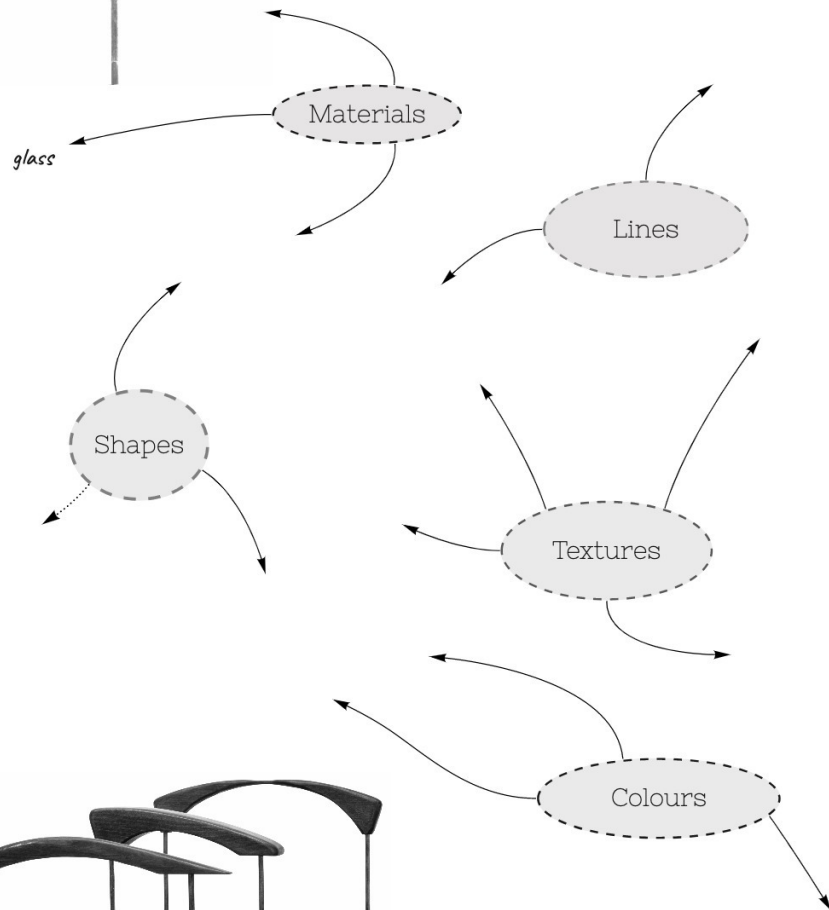
handle



An exhibition
by Niamh O' Malley
at the RHA Gallery



Here are some of the sculptures in the exhibition. Imagine you were at the exhibition and there were no normal gallery rules like no touching the artworks. Draw you and you classmates running, jumping and swinging from the sculptures!




SIDE 2: THINKING: Finding Inspiration

Your name: _____
Class: _____

People often find inspiration for making art from their surroundings. This could be very simple things like: the things they use everyday, objects in their house, their family, the plants in their garden or what they see on their Sunday walk. From looking at her sculptures what kind of things do you think might inspire Niamh?

Here is the screen from Niamh's exhibition. If you were the artist what would you have showing on the screen? Draw it in.




Draw them here

Do an abstract drawing - use colour, pattern and shapes.



Do a figurative drawing - draw something you can see in your classroom or use your imagination.



Do another abstract drawing. This time only use colour